

WELCOME

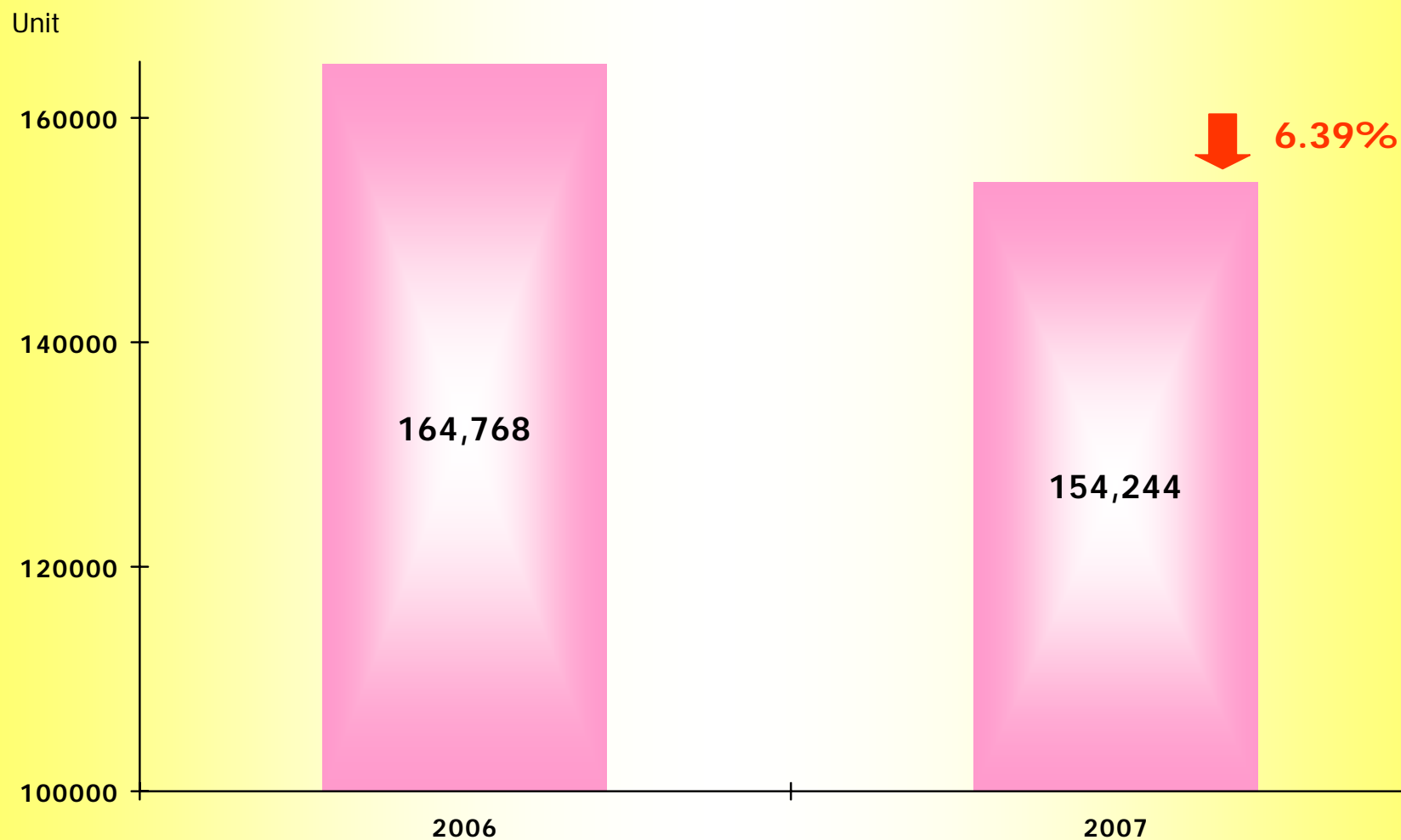
ANALYST MEETING

NO. 3/2007

MARKET TREND

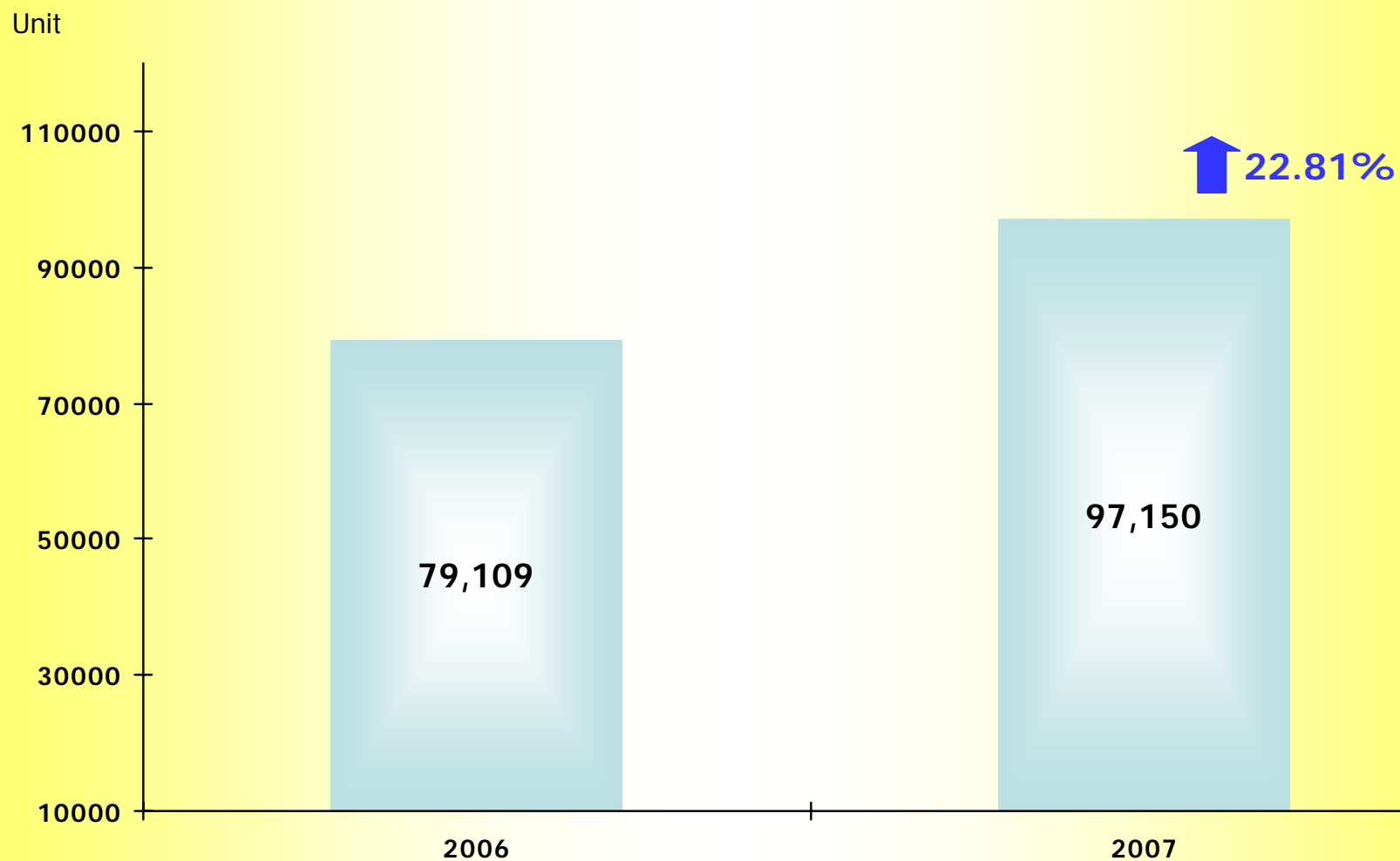
- 2007 -

4W Market Sales - Domestic (April – June 2007)



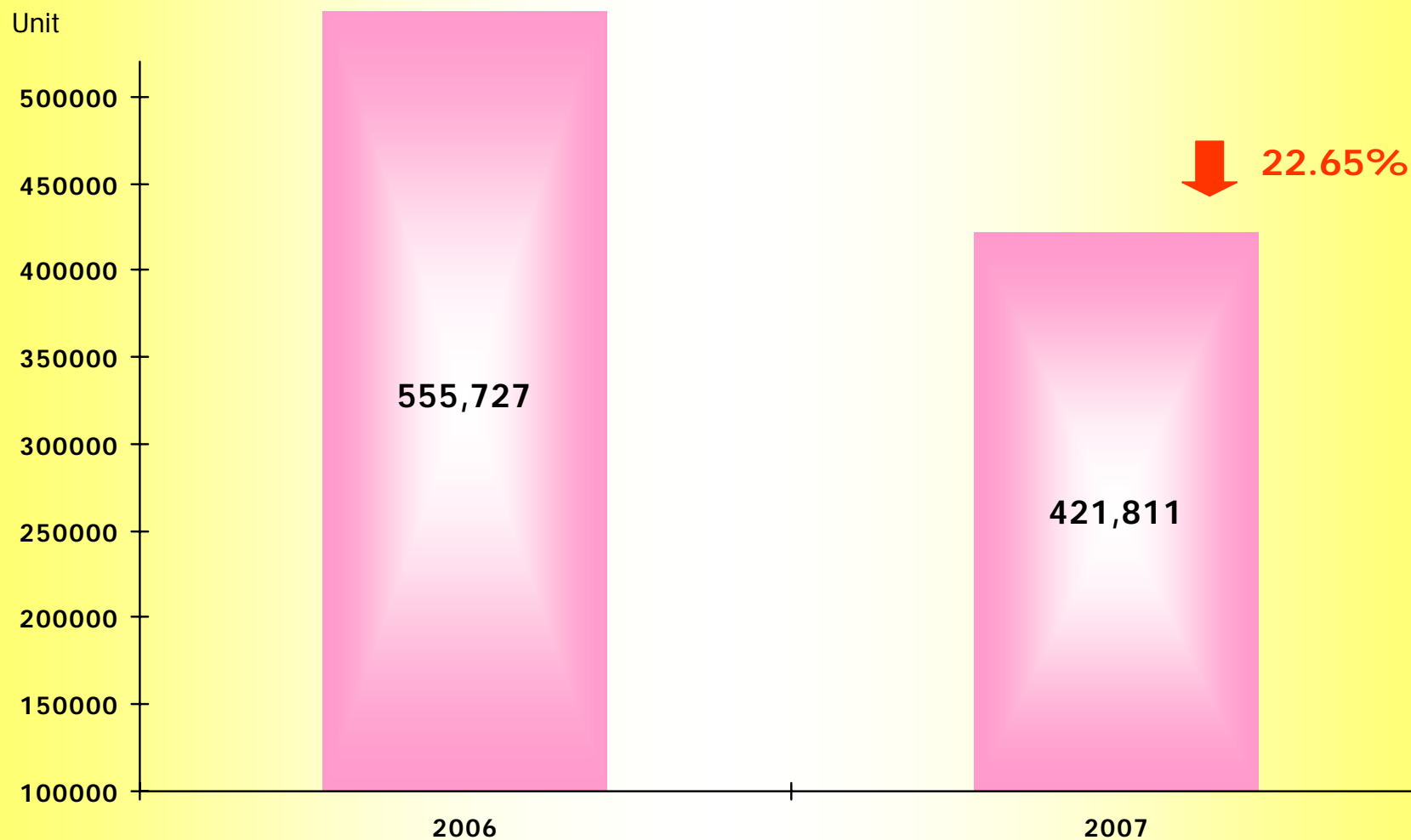
Source: Toyota Motors Thailand Co.,Ltd.

4W Market Sales - Export (April – May 2007)



Source: Thailand Automotive Institute

2W Market Sales - Domestic (April – June 2007)



Source: AP Honda Co.,Ltd.

FINANCIAL STATEMENT

BALANCE SHEETS



Financial Statement in
which the equity method
is applied

The Company only

	June 30, 2007 Baht'000	March 31, 2007 Baht'000	<u>Change (%)</u>	June 30, 2007 Baht'000	March 31, 2007 Baht'000	<u>Change (%)</u>
CURRENT ASSETS	3,057,048	2,872,510	6.42	3,057,048	2,872,510	6.42
NON-CURRENT ASSETS	3,663,320	3,642,482	0.57	3,509,872	3,491,873	0.52
TOTAL ASSETS	6,720,368	6,514,992	3.15	6,566,920	6,364,383	3.18
CURRENT LIABILITIES	1,626,536	1,375,275	18.27	1,626,536	1,375,275	18.27
NON-CURRENT LIABILITIES	10,190	7,332	38.98	10,190	7,332	38.98
TOTAL LIABILITIES	1,636,726	1,382,607	18.38	1,636,726	1,382,607	18.38
SHAREHOLDERS' EQUITY	5,083,642	5,132,385	(0.95)	4,930,194	4,981,776	(1.04)
TOTAL LIABILITIES AND SHAREHOLDERS' EQUITY	6,720,368	6,514,992	3.15	6,566,920	6,364,383	3.18

STATEMENTS OF INCOME

Financial Statement in
which the equity method
is applied

The Company only


	June 30, 2007 Baht'000	June 30, 2006 Baht'000	<u>Change (%)</u>	June 30, 2007 Baht'000	June 30, 2006 Baht'000	<u>Change (%)</u>
SALES	2,013,136	2,029,776	(0.82)	2,013,136	2,029,776	(0.82)
TOTAL REVENUES	2,109,684	2,102,684	0.33	2,127,261	2,117,247	0.47
COST OF SALES	1,594,478	1,580,058	0.91	1,594,478	1,580,058	0.91
SELLING AND ADMINISTRATIVE EXPENSES	132,117	120,839	9.33	132,117	120,839	9.33
NET INCOME BEFORE INCOME TAX AND EXTRAORDINARY ITEM	402,785	418,799	(3.82)	399,946	413,363	(3.25)
NET PROFIT	322,274	322,237	0.01	319,435	316,801	0.83

STATEMENTS OF CASH FLOW



	<u>Financial Statement in which the equity method is applied</u>		<u>The Company only</u>	
	June 30, 2007 Baht'000	June 30, 2006 Baht'000	June 30, 2007 Baht'000	June 30, 2006 Baht'000
NET CASH PROVIDED BY OPERATING	285,682	573,901	285,682	573,901
NET CASH USED IN INVESTING	(142,151)	(73,889)	(142,151)	(73,889)
NET CASH USED IN FINANCING	-	-	-	-
EFFECT OF EXCHANGE RATE CHANGES	(10)	(7)	(10)	(7)
NET INCREASE IN CASH	143,531	500,012	143,531	500,012
CASH AT BEGINNING OF THE YEAR	1,148,679	579,420	1,148,679	579,420
CASH AT END OF THE YEAR	1,292,200	1,079,425	1,292,200	1,079,425

NEW PRODUCTS



PAK SUZUKI ALTO



HONDA SONIC



HONDA WAVE X100



HONDA WAVE X125



YAMAHA SPARK 135 (Export)

ANALYST MEETING

NO. 3/2007