

WELCOME

Q3/2024 Operation Result Meeting

Apichart Lee-issaranukul

January 27, 2025

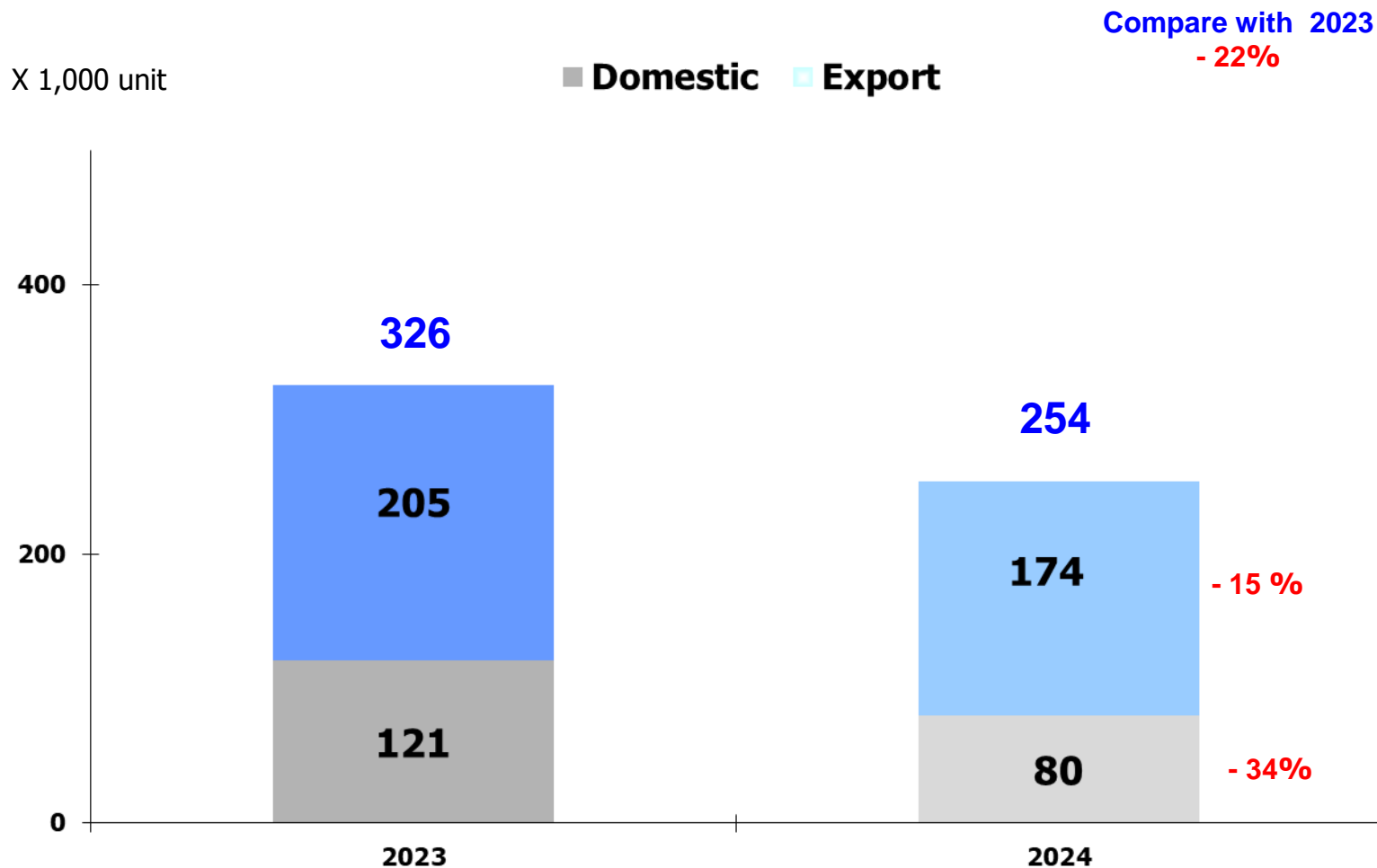
THAI STANLEY ELECTRIC PUBLIC COMPANY LIMITED

The completely integrated manufacturer of world class automotive lighting

Agenda

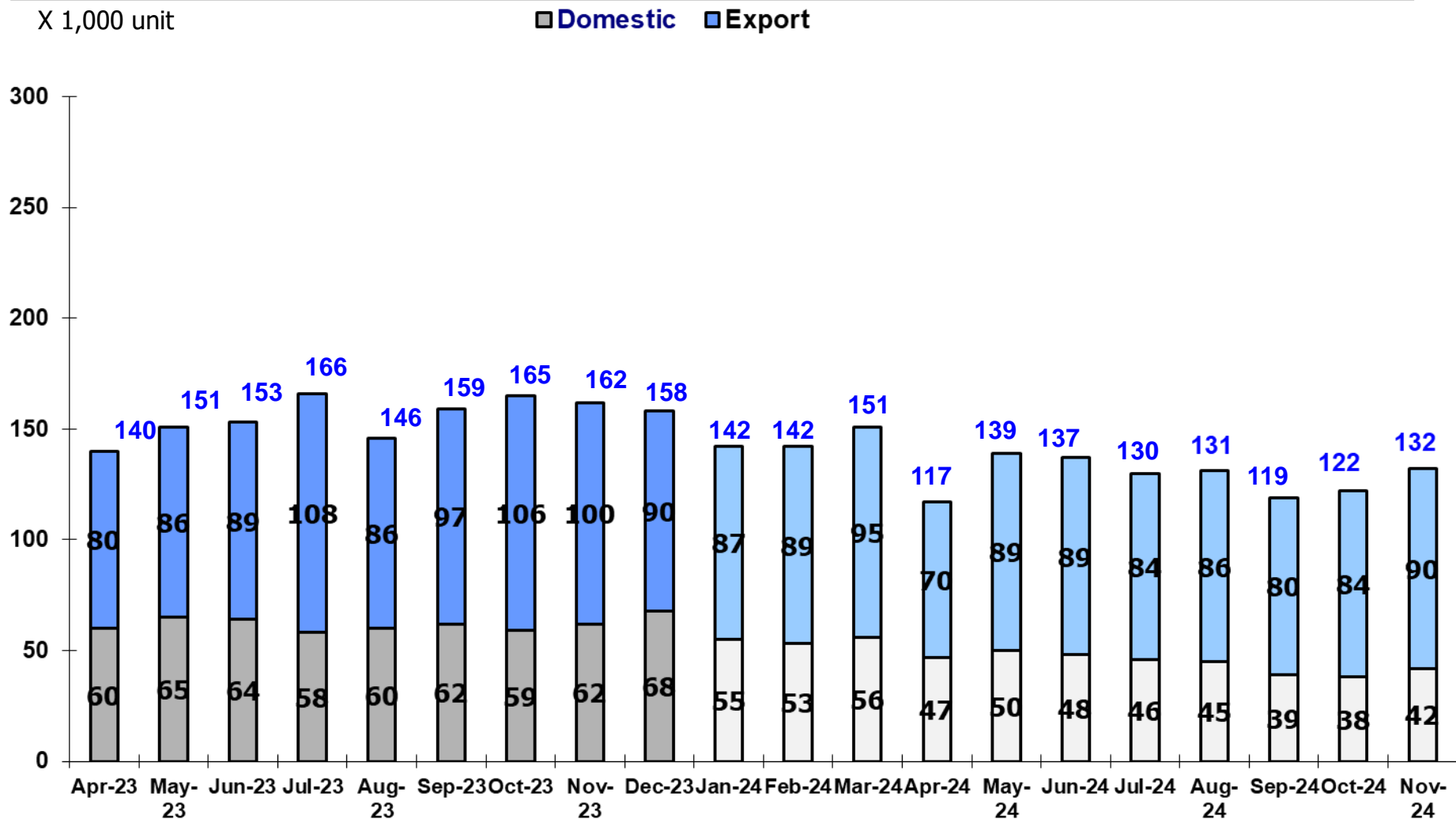
- 1. Market Trend – 2024 (October – November)**
- 2. The 3rd Quarterly 2024 Financial Statement**
- 3. New Model**

4W (Motorcar) Market Sale 2024 (October – November) Domestic & Export



Source: The Federation of Thai Industries

4W (Motorcar) Market Sale (Domestic & Export) (April 2023 – November 2024)


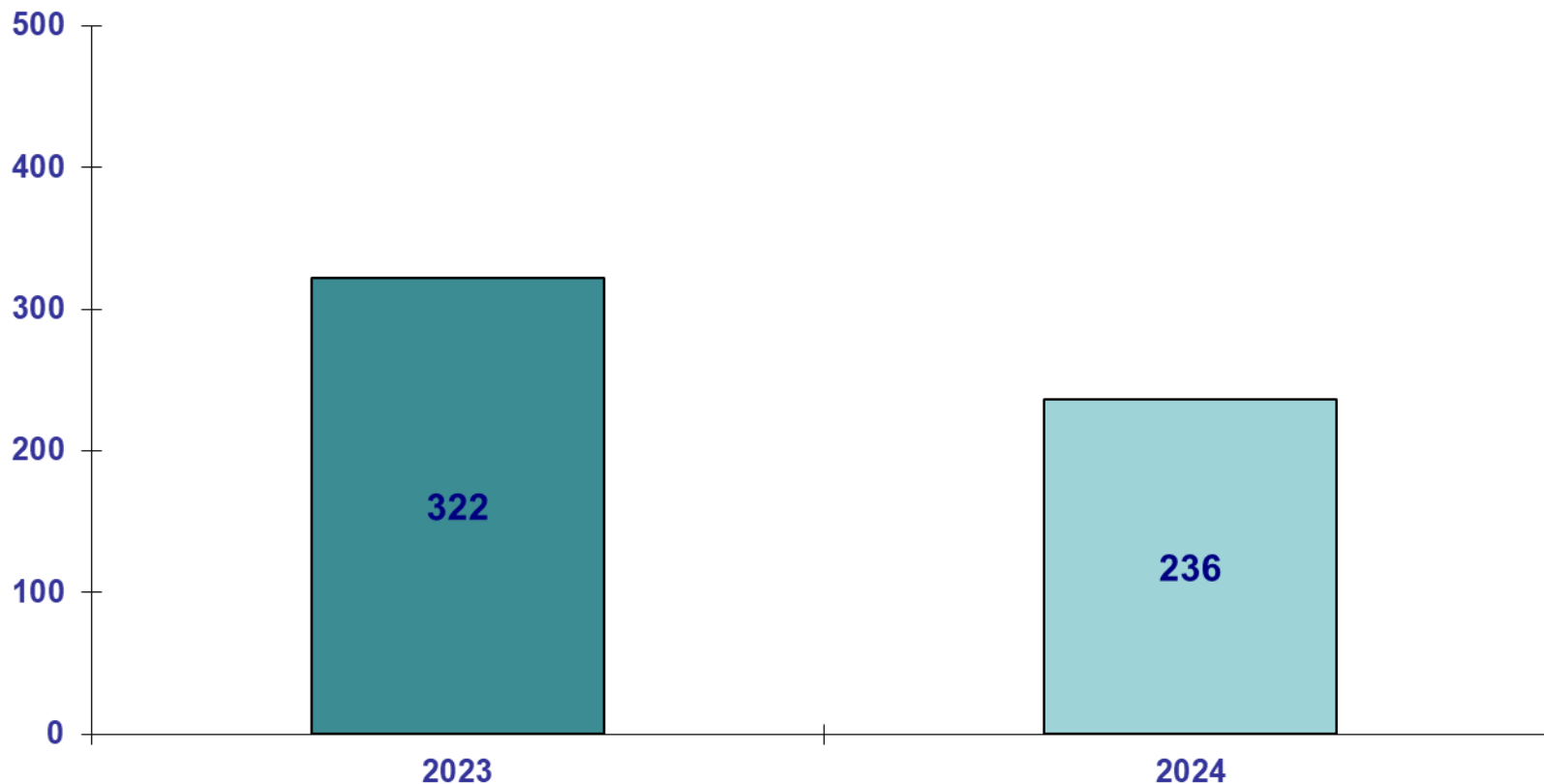


Source: The Federation of Thai Industries

4W (Motorcar) Production (October – November 2024)

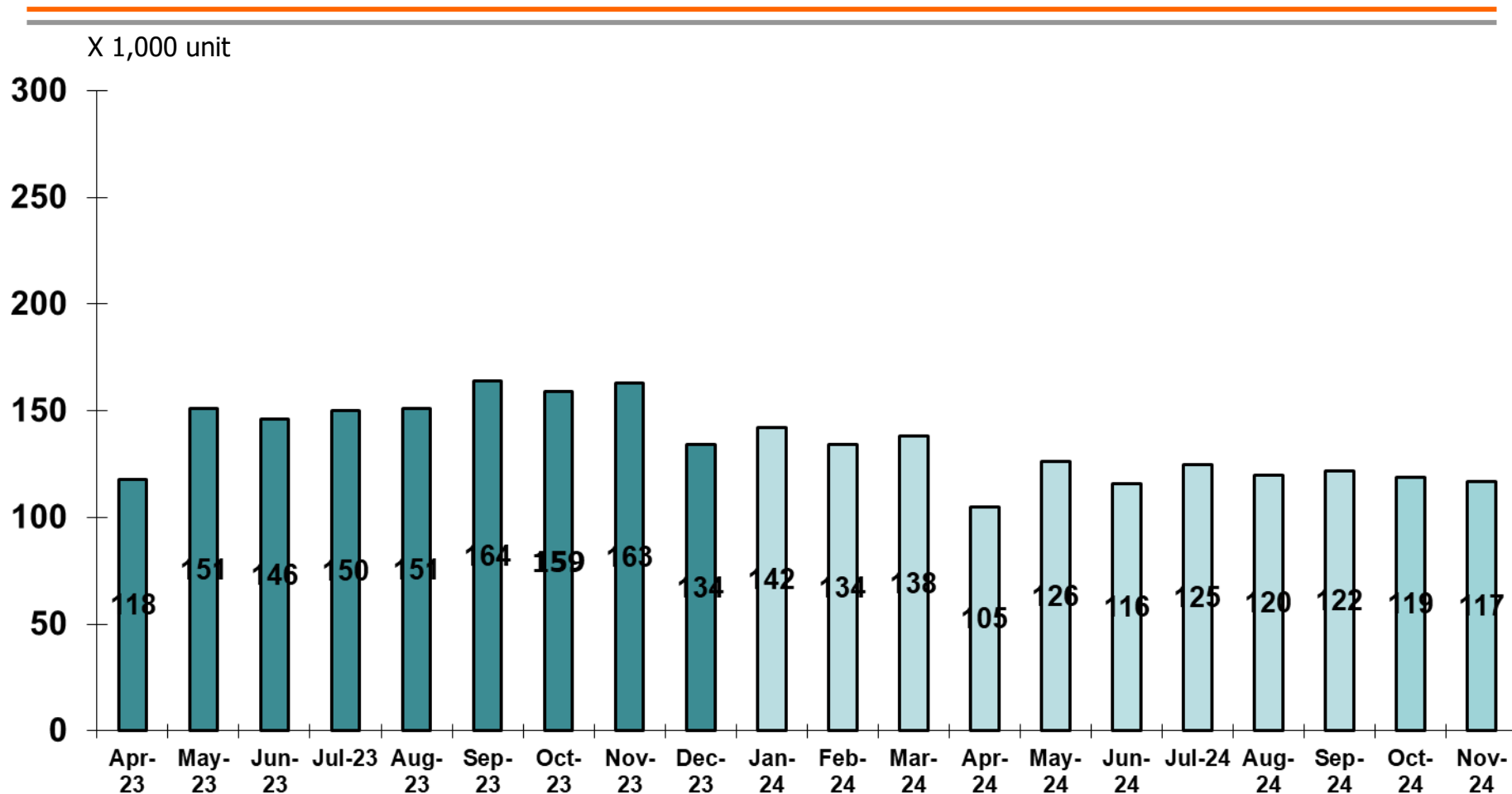
X 1,000 unit

Compare with 2023
-27%



Source: The Federation of Thai Industries

4W (Motorcar) Production (By Month) (April 2023 – November 2024)

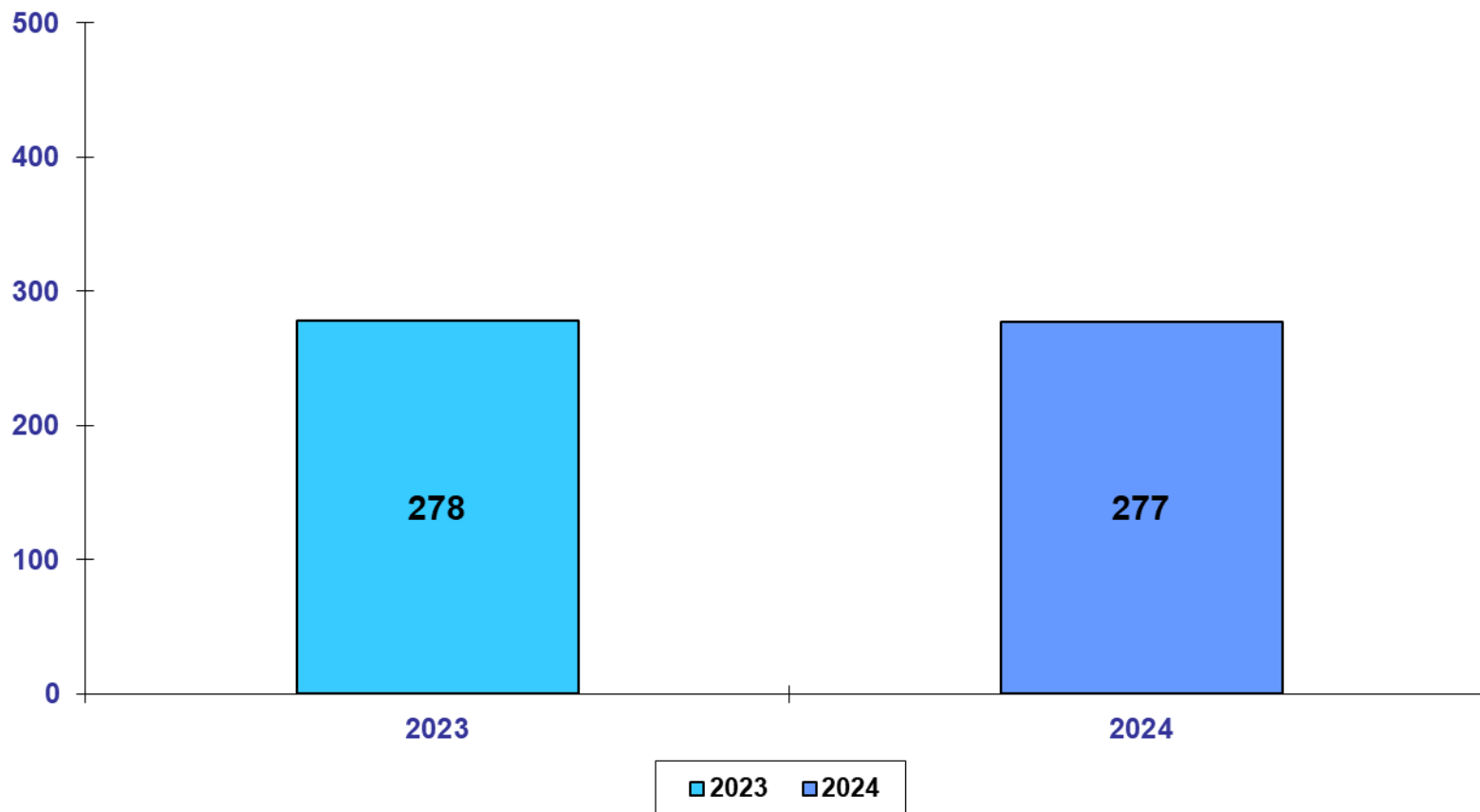


Source: The Federation of Thai Industries

2W (Motorcycle) Sales - Domestic (October – November 2024)

X 1,000 unit

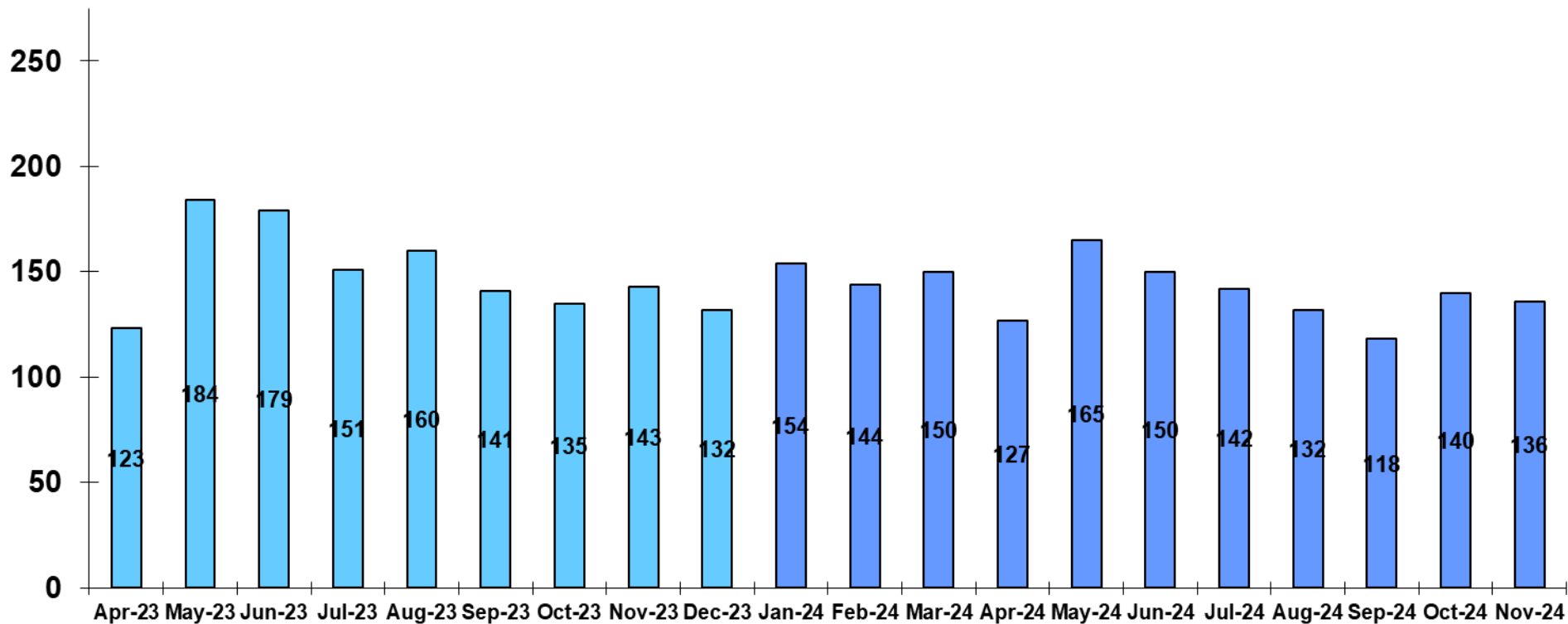
Compare with 2023
- 0.5%



Source: The Federation of Thai Industries

2W (Motorcycle) Sale (By Month) (April 2023 – November 2024)

X 1,000 unit

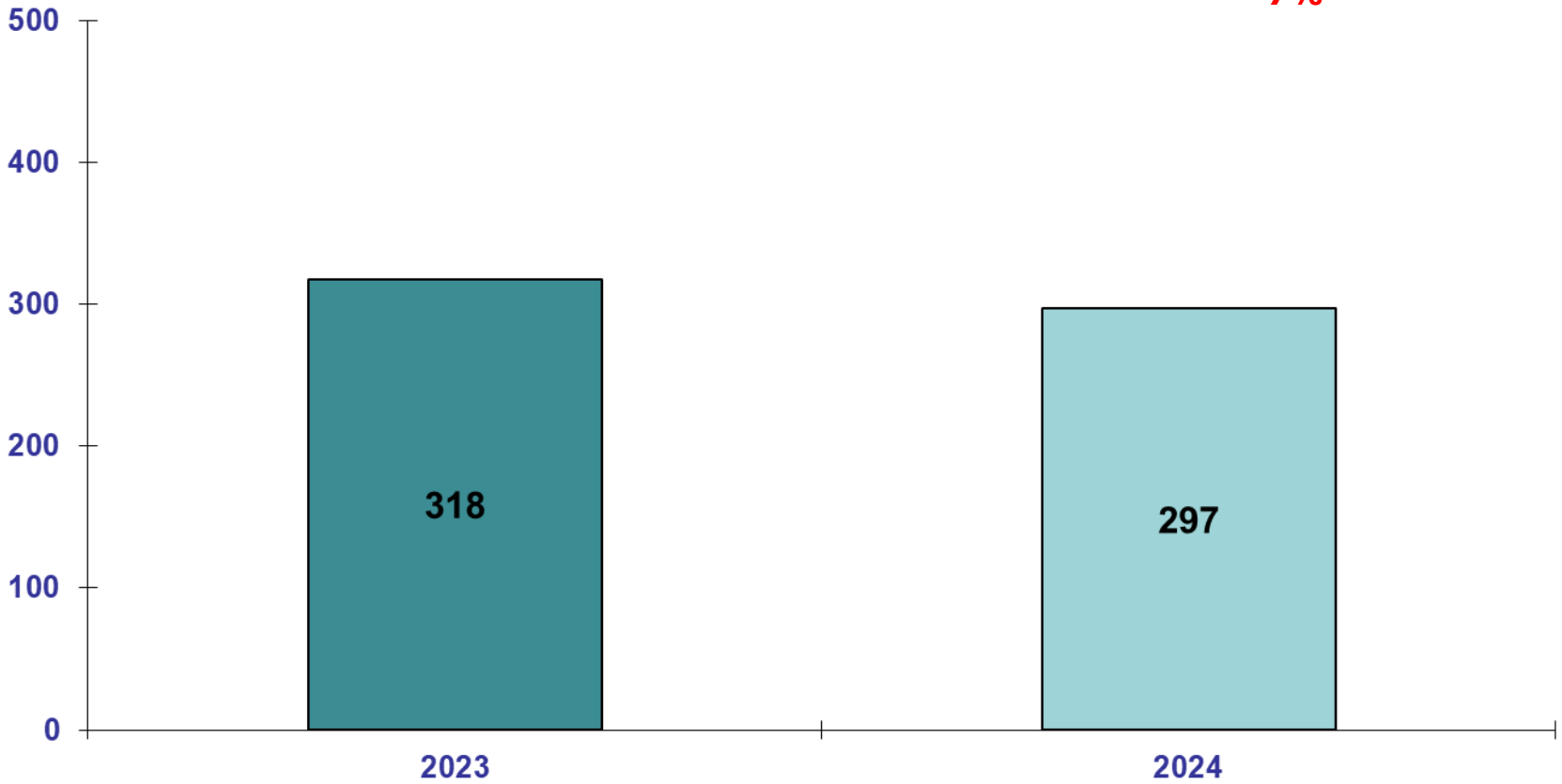


Source: The Federation of Thai Industries

2W (Motorcycle) Production (October – November 2024)

X 1,000 unit

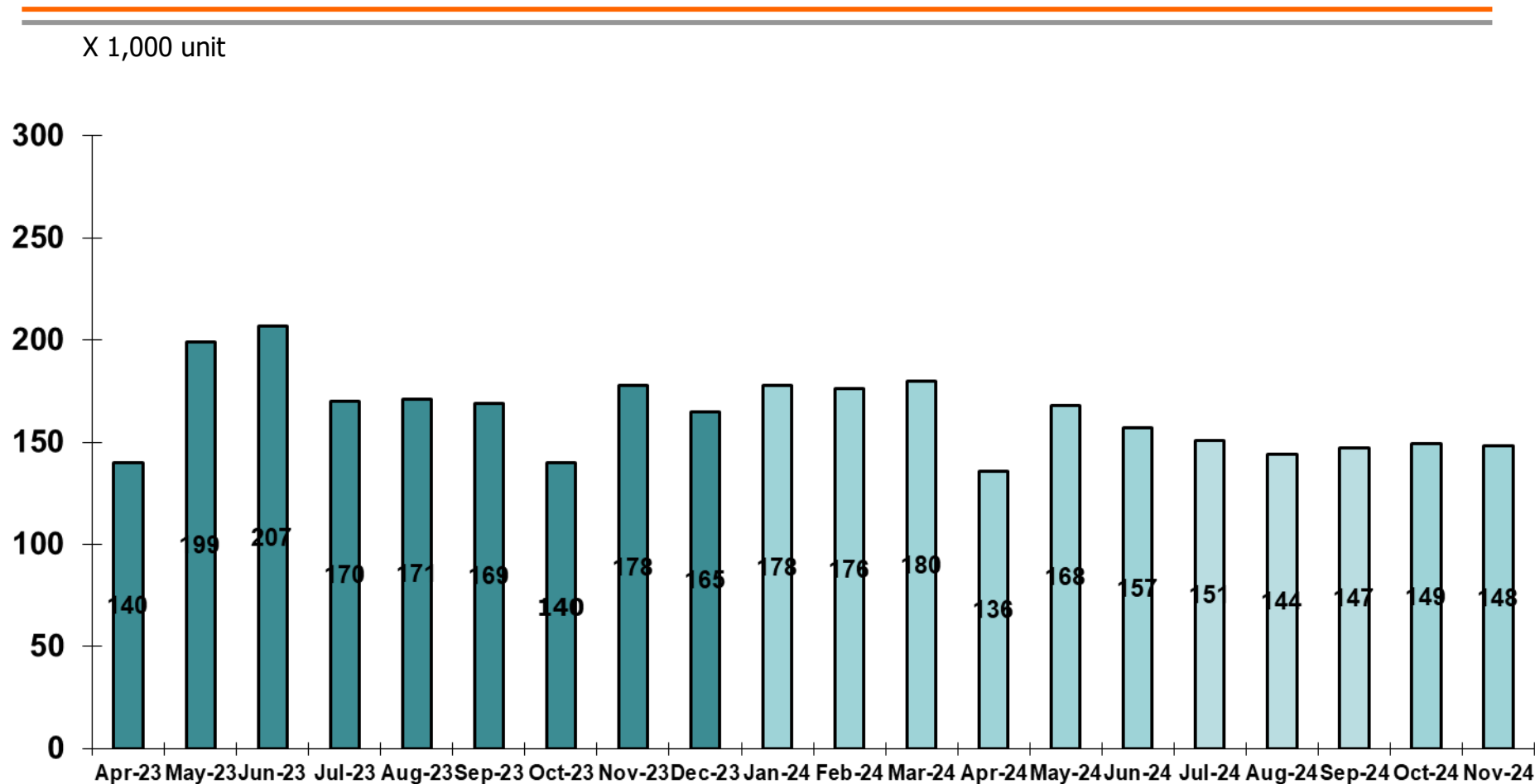
Compare with 2023
-7%



Source: The Federation of Thai Industries

■ 2023 ■ 2024

2W (Motorcycle) Production (By Month) (April 2023 – December 2024)



Source: The Federation of Thai Industries

Agenda

1. Market Trend – 2024 (October – December)
2. The 3rd Quarterly 2024 Financial Statement
3. New Model

Statement of Financial Position

The Equity Method	31-Dec-2024 (MB)	31-Mar-2024 (MB)	Change (%)
Current Assets	11,306.22	11,828.59	-4.42
Non Current Asset	12,230.13	12,949.24	-5.55
Total Assets	23,536.35	24,777.83	-5.01
Current Liabilities	1,535.00	1,935.84	-20.71
Non Current Liabilities	1,067.94	1,139.90	-6.31
Total Liabilities	2,602.94	3,075.74	-15.37
Equity	20,933.41	21,702.09	-3.54
Total Liabilities and Equity	23,536.35	24,777.83	-5.01

The Three Month Period
Statement of Income

The Equity Method	31-Dec-2024 (MB)	31-Dec-2023 (MB)	Change (%)
Revenues from Sales and Services	2,946.04	3,607.07	-18.33
Cost of sales and services	2,362.83	2,915.28	-18.95
Gross Profit	583.22	691.80	-15.70
Selling and Administrative expenses	363.08	285.83	+27.03
Other Income	49.63	45.76	+8.46
Share of profit from investments in an associates and joint venture	120.36	102.14	+17.84
Profit before income tax	390.12	553.87	-29.56
Net profit for the period	310.40	443.05	-29.94

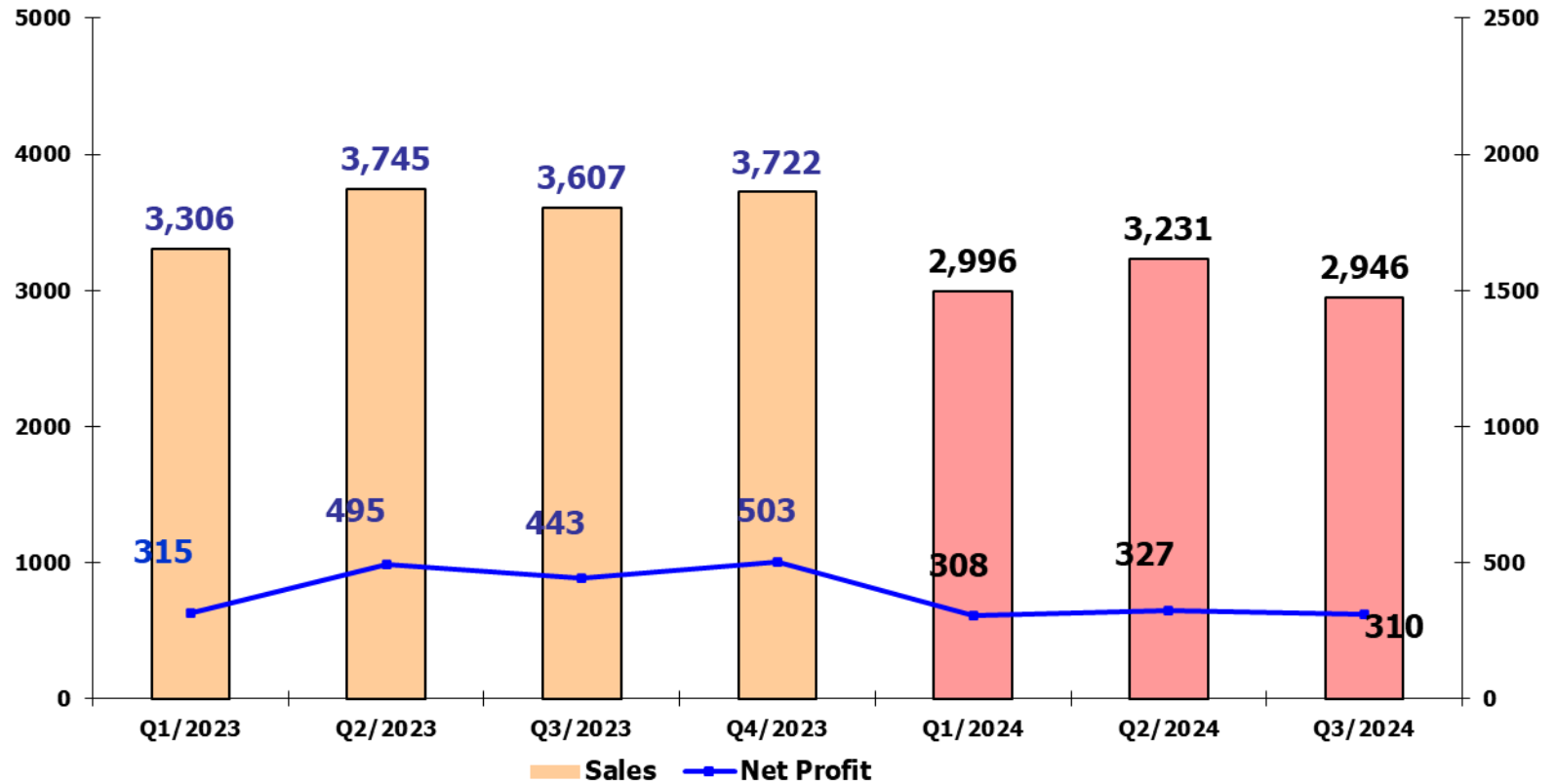
The Nine Month Period

The Equity Method	31-Dec-2024 (MB)	31-Dec-2023 (MB)	Change (%)
Revenues from Sales and Services	9,172.58	10,658.13	-13.94
Cost of sales and services	7,349.76	8,804.28	-16.52
Gross Profit	1,822.82	1,853.85	-1.67
Selling and Administrative expenses	1,212.61	835.11	+20.57
Other Income	239.97	246.54	-2.66
Share of profit from investments in an associates and joint venture	318.61	285.09	+11.76
Profit before income tax	1,168.78	1,550.37	-24.61
Net profit for the period	945.37	1,253.46	-24.58

Analysis by Quarterly

Unit : MB

The Equity Method



Statement of Cash Flows

The Equity Method	31 December 2024	31 December 2023
	(MB)	(MB)
Net Cash received from Operating Activities	1,452.96	2,048.01
Net Cash used in Investing Activities	(380.49)	(66.27)
Net Cash used in Financing Activities	(1,532.49)	(1,532.49)
Net increase (decrease) cash / Cash equivalents	(460.04)	449.24
Cash / Cash equivalents at beginning of the period	2,000.19	2,084.20
Effects of Exchange rate changes	0.04	(2.12)
Cash / Cash equivalents at end of the period	1,540.20	2,531.33

Agenda

1. Market Trend – 2024 (October – December)
2. The 3rd Quarterly 2024 Financial Statement
3. New Model



Rear Combination Lamp



Wind Screen



Head Lamp

www.thaihonda.co.th



Rear Combination Lamp



Head Lamp



www.thaihonda.co.th

Head Lamp



This slides contain statements that constitute forward-looking statements, plans for the Future, management targets, etc. relating to the Company and its subsidiaries. These forward-looking statements are base on current assumptions of future events and trends , which may be incorrect and are subject to risks and uncertainties.

Actual result may differ materially from those in such forward-looking statements as a result of various factors.

Unless otherwise noted, the financial data contained in these materials are presented under Thai Accounting Standards (TAS). The company disclaims any obligation to update or to announce any revision to forward-looking statements to reflect future events or developments.

Information concerning financial institutions other than the company and its subsidiaries are base on publicly available information.

These materials do not constitute an invitation or solicitation of an offer to subscribe for or purchase any securities and neither this document nor anything contained herein shall form the basis for any contract or commitment whatsoever.

Download : The presentation files at

www.thaistanley.com/Investor Relations/Analyst Meeting Presentation

For further questions, please contact :

Ms.Rattanaporn Boonwong : Investor Relations

Tel : 662-581-5462-3 (10 lines) ext. 1164

Fax: 662-581-5397 Mobile phone : 085 487 3425

E-mail : rattanaporn_boonwong@stanley-electric.com